

Back-Up Alarms must be tested each day prior to vehicle operation. A record of this test must be recorded in the vehicle maintenance file.

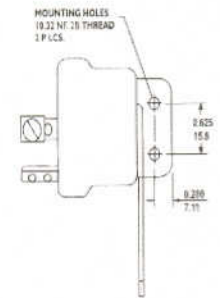
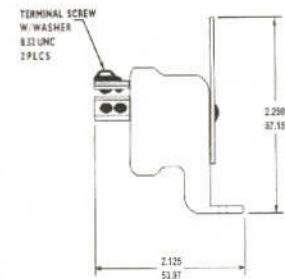
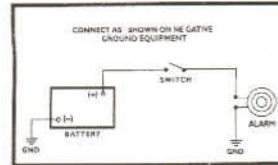
IMPORTANT: This unit is a safety device, and must be connected to it's own separate, fused power point to assure its continued operation should any other electrical accessory fail.

- Select a convenient location for mounting the switch, either at the reverse gear linkage or shift lever, so the outer end of the switch actuating arm (1) will be moved a minimum of one inch when vehicle is put into reverse gear. Contact with the actuating arm should be made approximately 1 1/4" from the end.
- Thread two 14 or 16 gage wires to this switch location. One from the positive terminal of the back-up alarm (red wire or front terminal) and the other from a good source of electricity.
- Remove lower switch housing (2). Install wire clamp (3) and insert wires through clamp. Connect one of the wires to the terminal marked "COMMON".
NOTE: To improve moisture resistance, apply a coating compound around wires at clamp. Joiner reasonably.
- Unscrew hex nuts from switch mounting bolts (4) and attach mounting bracket (5). Be sure that sealing washers (6) are in place between bracket and switch. Bolt bracket in position on vehicle.
- Check back-up alarm system for proper operation before using vehicle. If alarm does not function, reverse power leads to alarm. If alarm still does not function, check to make sure actuating arm is moving one inch.
CAUTION: This switch is designed to handle the current draw of back-up alarms. No other circuit can be added to system with out endangering life of switch.

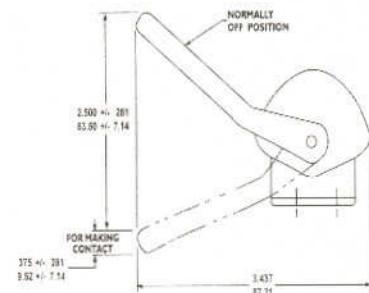
LAB-009 (REV-A)

A MECHANICAL SWITCH FOR USE WITH BACK-UP ALARMS

Install the switch adjacent to the gear shift lever so that shifting into reverse will move the switch actuator arm sufficiently to make electrical contact.



Back-Up Switch Model 13.0134



LAB-009 (REV-A)

3-3-06

LIMITED WARRANTY

Able 2 Products Company warrants each new product (except bulbs and strobe tubes) to be free from defects in material and workmanship for a period of two years from the date of purchase. During this warranty period, the obligation of Able 2 is limited to repairing or replacing, as Able 2 may elect, any part or parts, which after examination by Able 2 are determined to be defective, when they are delivered pre-paid. This limited warranty does not cover travel expense, the cost of specialized equipment for gaining access to the product, or labor charges for the removal and re-installation of the product.

Able 2 Products Company shall not be liable for incidental or consequential damages, including but not limited to: Loss of use of vehicle, Rental of substitute vehicle, Loss of time, Loss of work, Inconvenience, Transportation expenses, Telephone, Lodging, Loss of revenue, Loss of and/or damage to personal property for or arising out of breach of any express or implied warranty of its products.

Use of lamp or other electrical load of a wattage higher than installed or recommended by the factory, or use of inappropriate or inadequate wiring or circuit protection causes this limited warranty to become void. Able 2 Products Company will in no way be liable for any loss of profits or any indirect or consequential damages arising out of any such defect in material and workmanship whether loss is due to negligence or breach of warranty. This limited warranty does not apply to shipping damage, accident, alteration, tampering, misuse or abuse and unauthorized service.

This limited warranty is expressly in lieu of all other express or implied warranties, including the implied warranty of merchantability and the implied warranty of fitness for a particular purpose, and of all other obligations or liabilities on the part of Able 2 Products Company. There are no warranties, unless expressed in authorized Able 2 literature, which extend beyond the description of the face hereof. No dealer, distributor, employee, or representative of the company is authorized to change this warranty in any way or to grant any other warranty.

PRODUCT RETURNS

If a product must be returned, contact our factory by calling 1-800-641-4098 to obtain a Return Authorization Number (RA) before you ship the product. Write the RA Number clearly on the package and return it to Able 2 Products Company, P.O. Box 543, 804 E. Hwy. 248, Cassville, MO 65625-0543. A packing slip should be included with all shipments listing the sender's name, address, daytime phone number and description of defect. Your product will be put in first-class operating condition or replaced with a new part, and returned pre-paid.

WARRANTIES:	Strobe Power Supplies5 Years
	All Other Products (EXCEPT Bulbs)2 Years (under normal use)
	Strobe Tubes1 Year (under normal use)
	NOTE: Halogen and Incandescent Bulbs are not covered by warranty.	

Revised February 2004