
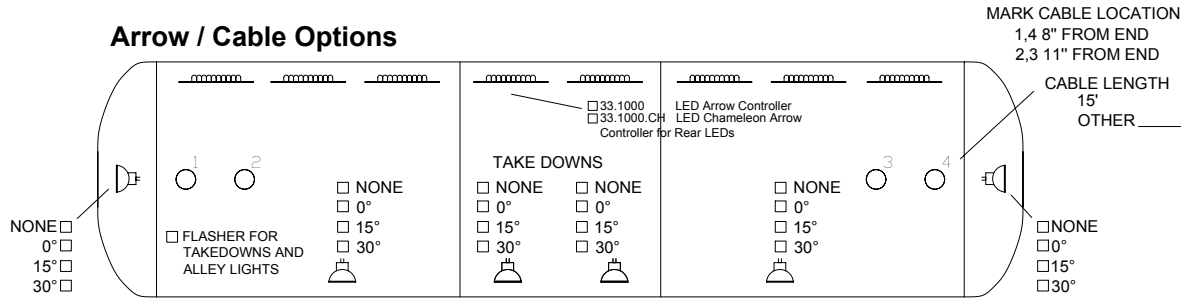


# OPTION SELECTIONS FOR **SHO-ME**® 49" LED BAR

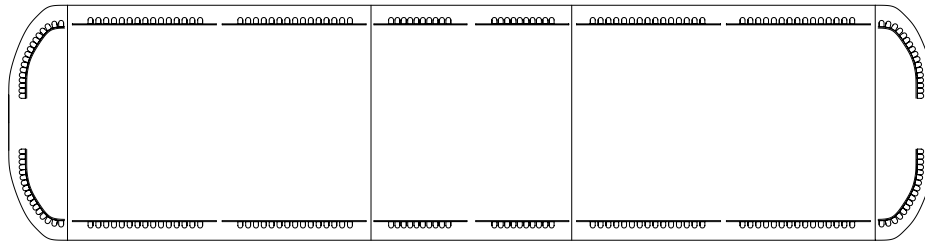


Actual Dimensions 48 5/8" x 12 1/8" x 2 3/8"

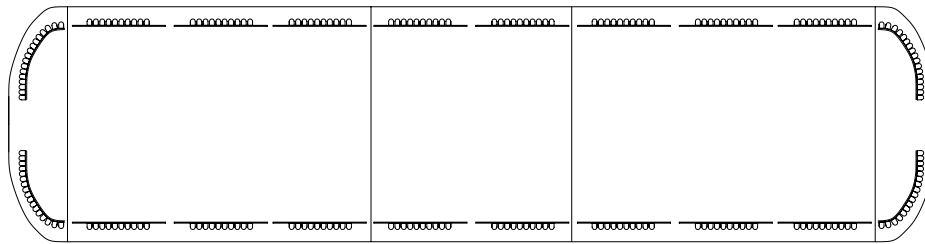
## Arrow / Cable Options



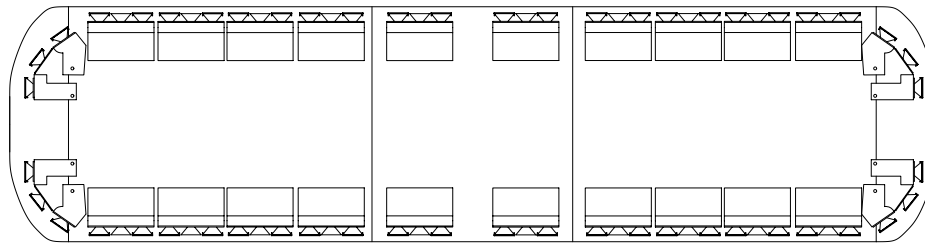
## Standard LED Options



## T-1 3/4 LED Options



## Luminator LED Options



FRONT OF VEHICLE

## LEGEND



**Write in LED Color for each section Mix and Match Standard or Luminators for each section**

**Note: If take downs are specified, Omit LED's in that position**

N = None  
A = Amber  
R = Red  
B = Blue  
W = White

**DISTRIBUTOR INFORMATION**  
Company \_\_\_\_\_  
Phone # \_\_\_\_\_  
Date \_\_\_\_\_  
PO # \_\_\_\_\_

**MOUNTING BRACKET**  
VEHICLE YEAR \_\_\_\_\_  
MAKE \_\_\_\_\_  
MODEL \_\_\_\_\_